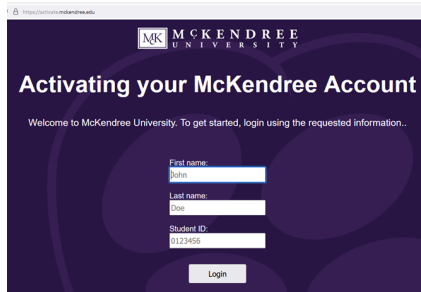


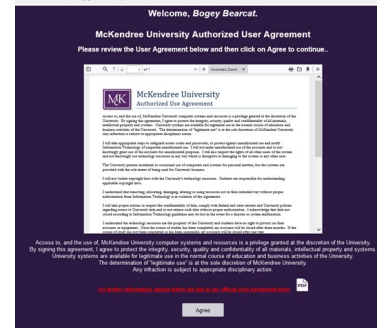
Activate your McKendree University Account Today!

Activating your McKendree University account will give you access to all the tools you will need to finalize your enrollment plans and start your successful career as a Bearcat!

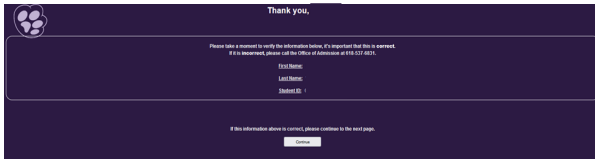
1. Navigate to activate.mckendree.edu. Enter your information and click 'Login'.



2. Read and Agree to the Authorized User Agreement.

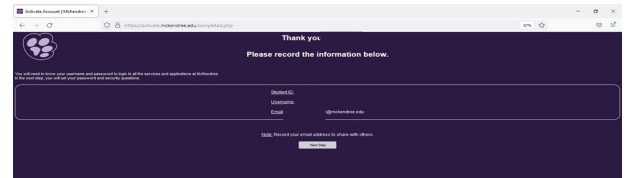


3. Verify the Information and click Continue.

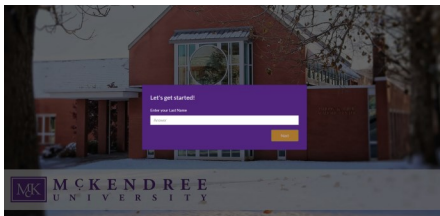


4. Record the Information provided and click Next Step.

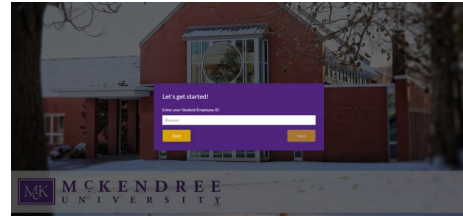
IMPORTANT — THIS IS YOUR ACCOUNT INFORMATION



5. Enter your Last Name and click Next.



6. Enter your Student ID and click Next.



7. Enter your User Name (FL#####) and click Submit.

First Initial = F

Last Initial = L

Student ID = #####

8. Create your new password.

Must have 3 of the following:

1 number; 1 lowercase letter; 1 capital letter; 1 symbol

